


THE **STABILIZER**


Precise, Dynamic Control of Air-Loaded Valves

The *Stabilizer* is a closed-loop, proportional controller. It maintains process fluid pressure at a constant, preset value by modulating air pressure to the regulator. The *Stabilizer* is designed for use with air-loaded pressure regulators, control valves, pinch valves, pressure retaining valves...virtually any pneumatically actuated valve.



Series PRS, left
The Stabilizer
(Patent Pending).

Below, the PRS
installed in pipeline
with Series PRA
Air-Loaded Regulator



Superior Features of Series PRS

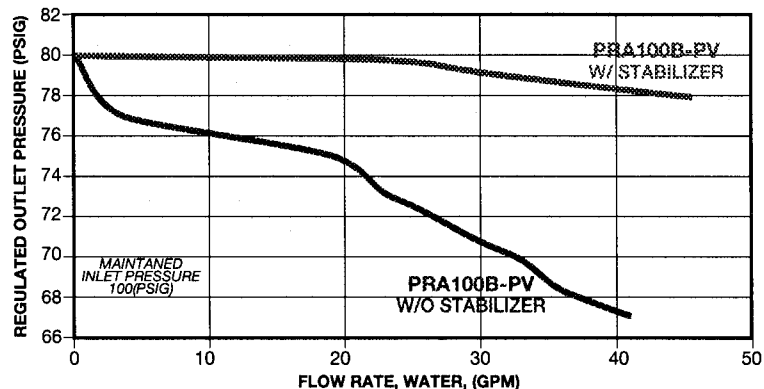
- Used with an Air-Loaded Regulator, Series PRS reacts instantly to fluctuations in pressure, significantly enhancing the accuracy of the air-loaded regulator - downstream pressure has virtually no deviation from set pressure.
- Desired pressure is maintained without sacrificing flow. Performance rivals control valves, at much lower cost.
- Ideal for applications with changing pressure requirements.
- Can be conveniently teed into piping at desired control point, or may be mounted at a more convenient location and connected with tubing for process pressure sensing.
- Easy to set; adjustable from 5 PSI to 100 PSI.
- Teflon® diaphragm for critical ultra-pure and corrosive liquid applications.
- No wetted metal or elastomer parts.

MATERIALS OF CONSTRUCTION & PIPING CONNECTIONS:

Process fluid connection is 1/2" male NPT threaded. Standard Air connections are 1/8" female NPT. Connection to regulator valve air chamber should be 1/4" or larger tubing. Standard air chamber material is PVC. End caps are available in Grade 1 Type 1 PVC, Natural Polypropylene, Kynar® PVDF and Teflon. Standard seal material is a Teflon diaphragm backed with Viton. Adjusting bolt and external fasteners are stainless steel. A Buna-N rubber seal is used in the air chamber. For connection types and materials other than listed, please consult factory.

PERFORMANCE:

The Air-Loaded Regulator Graph, at right, compares performance with and without *The Stabilizer*. Note that the pressure axis in this graph shows only 16 psi of the total range; this was done to better illustrate the effectiveness of *The Stabilizer*. With this limited range, however, competitive regulators are below the scale and therefore are not plotted.



PLAST-O-MATIC VALVES, INC.

1384 Pompton Avenue, Cedar Grove, New Jersey 07009-1095
(973) 256-3000 • Fax (973) 256-4745 • www.plastomatic.com

SPECIFICATIONS:

Control Pressure Range: 5 - 100 PSIG (.3 - 6.9 BAR)

Air Pressure Ports: 1/8" NPT, female

Minimum Air Pressure: Set Pressure + 15 PSI (1.0 BAR)

Process Fluid Port: 1/2" NPT, male

Minimum Process Fluid Supply Pressure: Set Pressure + All Downstream Pressure Drops to Control Point + 15 PSI

TEMPERATURE/PRESSURE RATING:

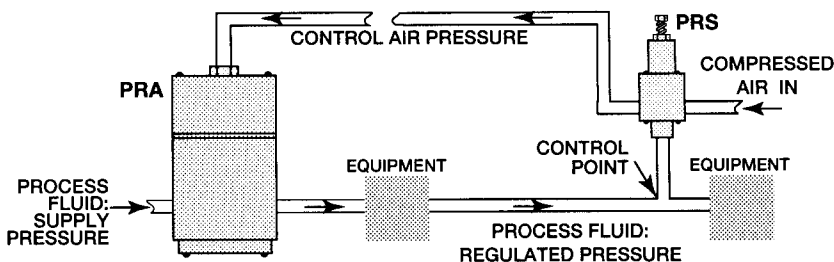
Temperature	Maximum Air Pressure	Temperature	Maximum Air Pressure
77°F (25°C)	125 PSIG (8.6 BAR)	140°F (60°C) <i>max. operating</i>	33 PSIG (2.5 BAR)
104°F (40°C)	83 PSIG (5.7 BAR)	40°F (5°C) <i>min. operating</i>	125 PSIG (8.6 BAR)

SERIES PRS MODEL NUMBERS

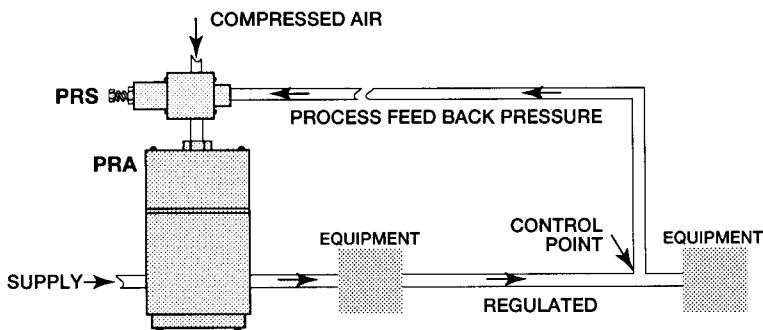
Liquid Connection	PVC	Natural Polypro	Kynar® PVDF	Teflon®
Model # with standard Teflon diaphragm and PVC air chamber	PRS-T-PV	PRS-T-PP	PRS-T-PF	PRS-T-TF

TYPICAL INSTALLATION SCHEMATICS:

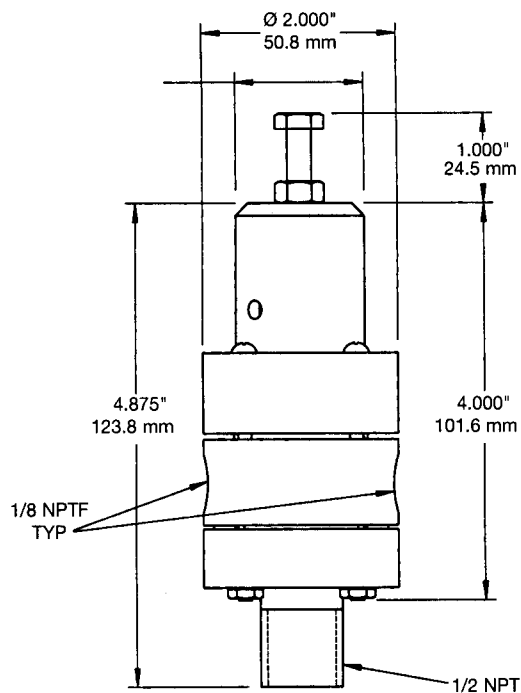
PRS Installed at Point of Maintained Pressure



PRS Installed at PRA with Remote Sensing



SERIES PRS DIMENSIONS:



(For Alternate Connections Consult Factory)

AUTHORIZED PLAST-O-MATIC DISTRIBUTOR

PLAST-O-MATIC VALVES, INC.

1384 Pompton Avenue, Cedar Grove, NJ 07009-1095
 (973) 256-3000 • Fax (973) 256-4745
 www.plastomatic.com